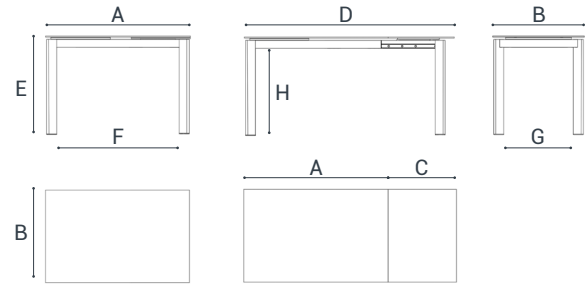
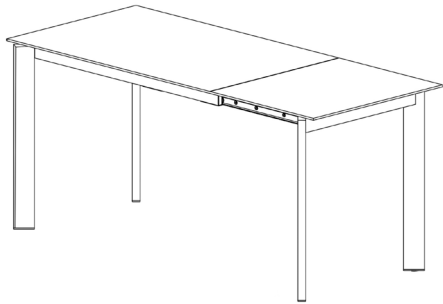


POKER



DATOS TÉCNICOS | TECHNICAL DATA



cm	A	B	C	D	E	F	G	H	▣	●	●+
100x50	100	50	60x1	160	75	87	35	67	1	2	3
110x70	110	70	60x1	170	75	93	53	67	1	4	6
115x65	115	65	60x1	175	75	98	48	67	1	6	8
120x80	120	80	60x1	180	75	103	63	67	1	6	8

- ▣** Número de extensibles / Number of extensions
- Plazas mesa cerrada / Closed table seating capacity
- +** Plazas mesa abierta / Open table seating capacity

- ▣** VERSIÓN EXTENSIBLE / EXTENDING VERSION
- Sección de pata: Leg section: 70x30 mm (100x50) | 80x30 mm (110x70,115x65,120x80)

- ↑** Extensibles elevables / Lifiable extensions
- ⊞** Pata móvil con rueda / Wheeled moving leg
- ↕** Nivelación extensible-encimera / Extension-worktop leveling

MATERIALES | MATERIALS




MATERIALES: / MATERIALS:

Patas: Acero lacado epoxy / Legs: Epoxy lacquered steel

Armazón: Acero lacado epoxy / Frame: Epoxy lacquered steel

Encimera y Extensibles: Cristal templado | Porcelánico / Worktop and Extensions: Tempered glass | Ceramic



± / WORKTOP THICKNESS:

Cristal Glass 8mm | **8 mm Cristal Templado | Tempered Glass**

Porcelánico Ceramic 11mm | **+ 3 mm Porcelánico | Ceramic**
+ 8 mm Cristal Templado | Tempered Glass

ACABADOS | FINISHES



PATAS | LEGS



Acero Epoxy
Epoxy Steel



Blanco
White



Aluminio
Aluminium



Antracita
Anthracite



Negro
Black

ENCIMERA | WORKTOP



Cristal
Glass

C



Antracita Brillo
Glossy Anthracite



Negro Brillo
Glossy Black



Rojo Brillo
Glossy Red



Tórtola Brillo
Glossy Turtledove

D



Blanco Brillo
Glossy White



Blanco Mate
Matt White

Porcelánico
Ceramic

E



Beton



Cement



Basalt



Nero

F



Artic



Calacatta



Iron Moss

ARMAZÓN | FRAME



Siempre mismo color que patas
Always same color as legs

EXTENSIBLES | EXTENSIONS



Siempre mismo color que encimera
Always same color as worktop